

ENROLLMENT

The following shows the enrollment data of the College of Education initial-licensure level programs: Early Childhood Education (ECE), Special Education (SPED), and Health & Physical Education (HPE).

A. Program Enrollment Trend from Fall 2021 to Fall 2024

The enrollment in the initial licensure-level programs of the Educator Preparation Provider (EPP) has demonstrated a consistent upward trend from Fall 2021 to Fall 2024. On average, fall-to-fall enrollment has increased by 13%. The average enrollment figures for the initial licensure-level programs are as follows: 276 in Early Childhood Education (ECE), 151 in Special Education (SPED), and 58 in Health and Physical Education (HPE).

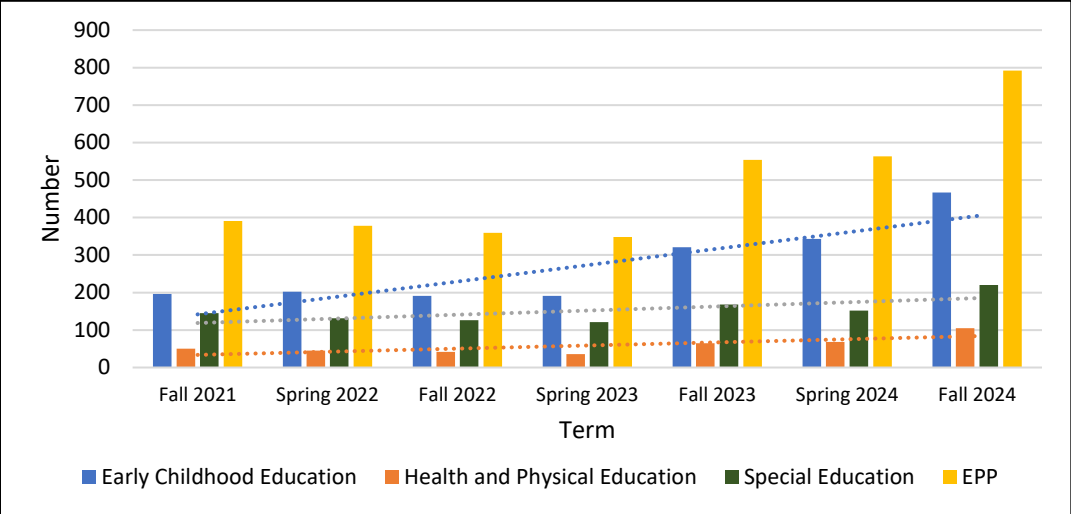


Figure 1 Fall 2021 to Fall 2024 enrollment trend

B. Fall 2023- Spring 2024 Enrollment by Gender

During Fall 2023 and Spring 2024, there were more females enrolled in the ECE, SPED, and HPE programs.

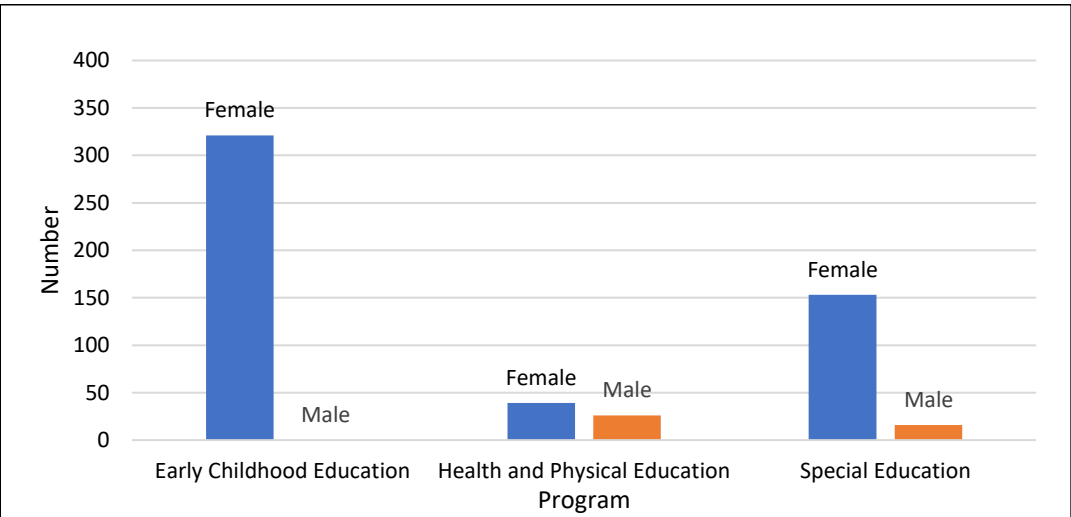


Figure 2 Fall 2023 enrollment by gender in the ECE, SPED, and HPE programs

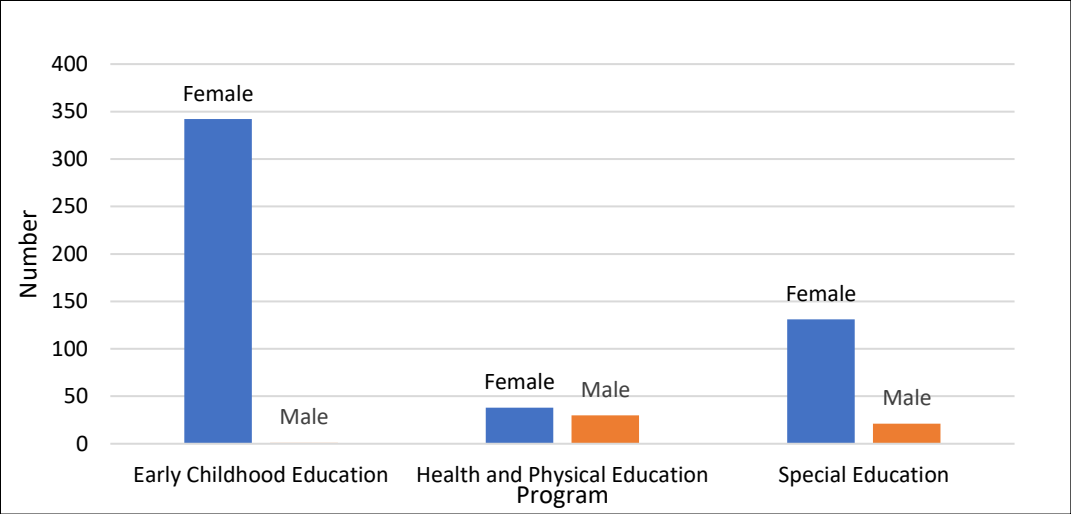


Figure 3 Spring 2024 enrollment by gender in the ECE, SPED, and HPE programs

C. Fall 2023- Spring 2024 Enrollment by Nationality

The majority of students admitted and enrolled in ECE, SPED, and HPE programs are Emiratis, with only 5% of the total student population being non-nationals. The EPP actively recruits high school students from across the emirates through initiatives such as College Open Days, High School Exhibitions, and School Site Visits, aiming to inspire them to become future educators in the UAE.

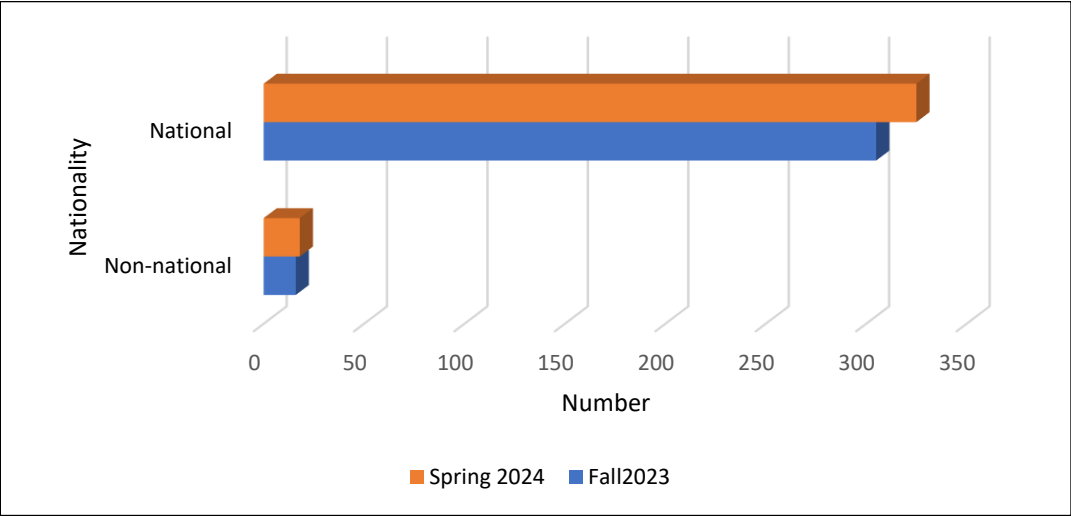


Figure 4 Fall 2023- Spring 2024 enrollment by nationality in the ECE program

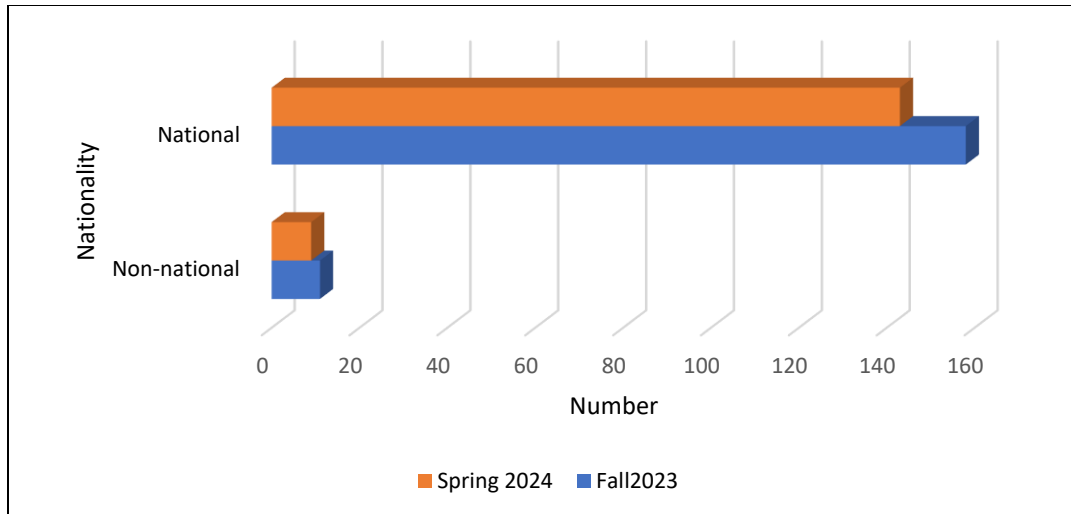


Figure 5 Fall 2023- Spring 2024 enrollment by nationality in the SPED program

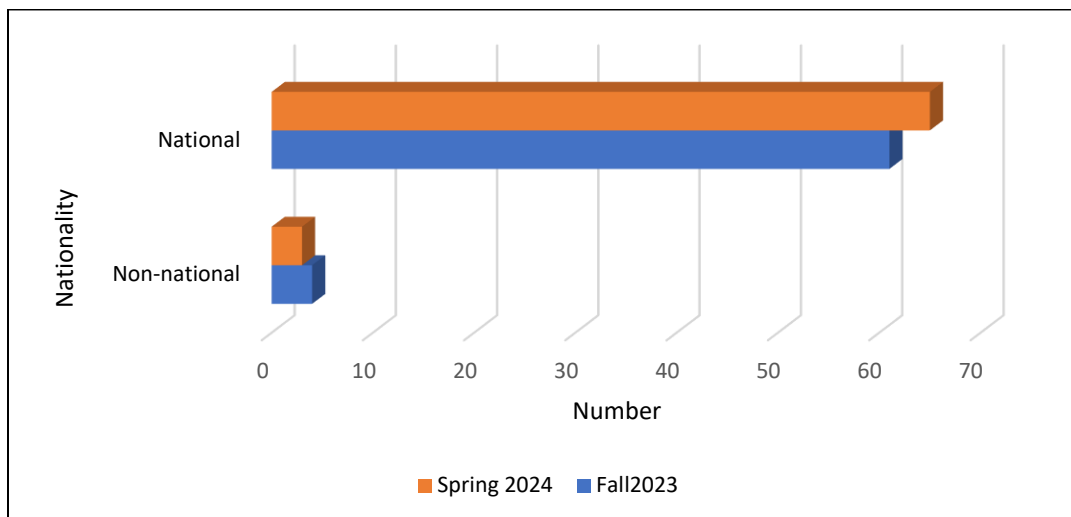


Figure 6 Fall 2023- Spring 2024 enrollment by nationality in the HPE program

D. Fall 2023- Spring 2024 Enrollment by Emirates

The majority of students enrolled in ECE, SPED, and HPE programs are residents of the Abu Dhabi Emirate. This is followed by ECE students residing in Ras Al-Khaimah, SPED students in Dubai, and HPE students in Sharjah.

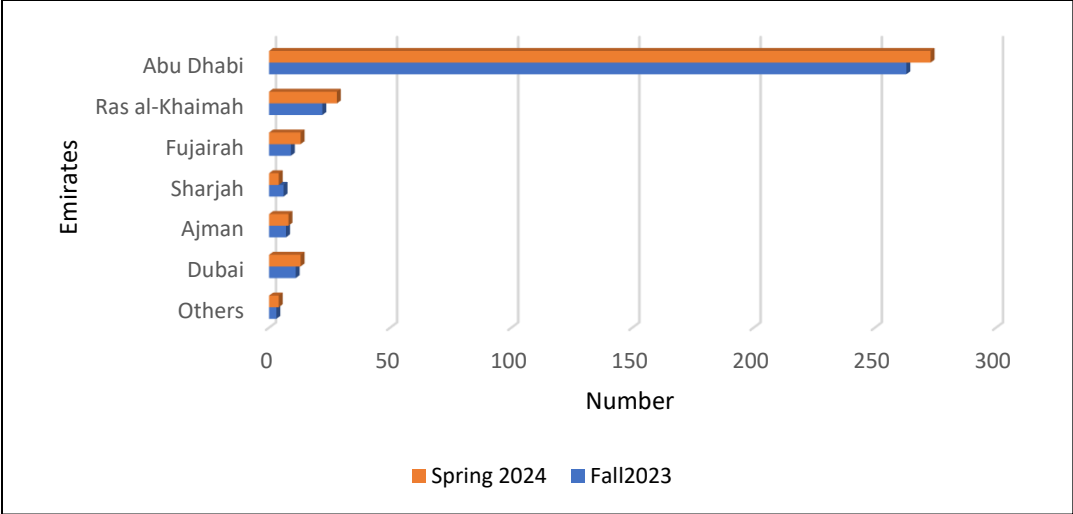


Figure 7 Fall 2023- Spring 2024 enrollment by emirates in the ECE program

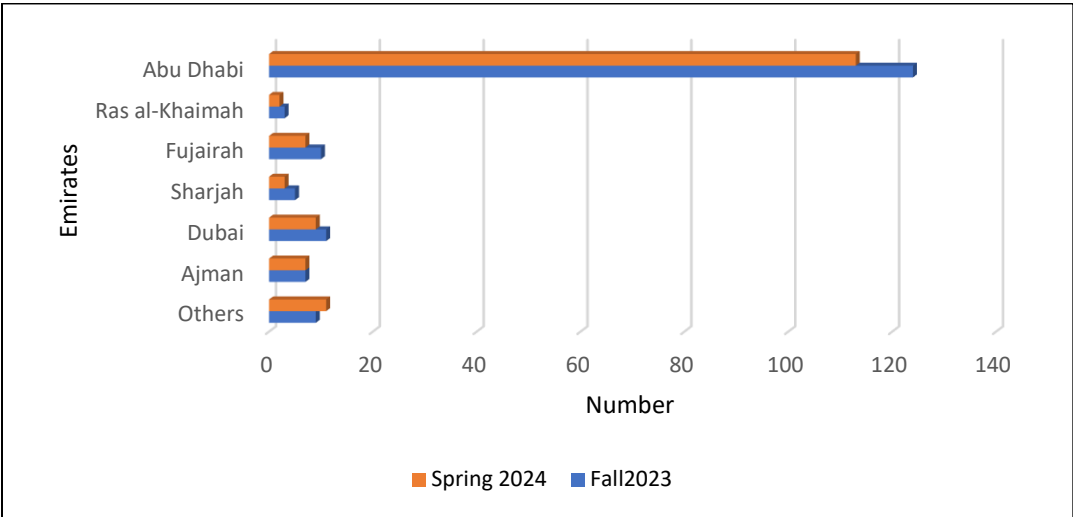


Figure 8 Fall 2023- Spring 2024 enrollment by emirates in the SPED program

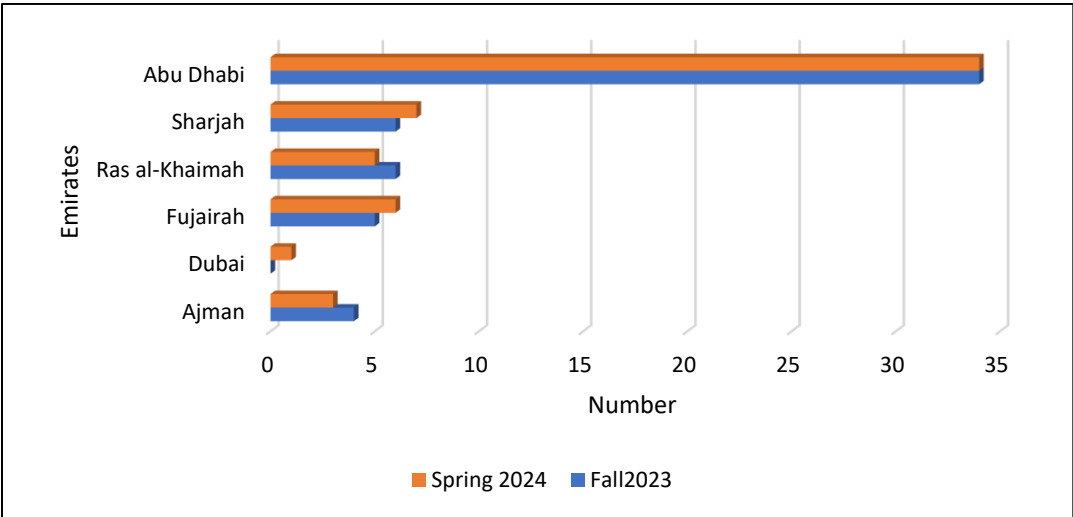


Figure 9 Fall 2023- Spring 2024 enrollment by emirates in the HPE program

E. Enrollment of Students of Determination

Table 1 *Enrollment of students with determination during Fall2021 to Spring 2024*

Program	Number of Students of Determination					
	Fall 2021	Spring 2022	Fall 2022	Spring 2023	Fall 2023	Spring 2024
Early Childhood Education	2	2	2	2	2	2
Special Education	3	3	3	3	3	3
Health and Physical Education	-	-	-	1	1	1